



**Chicago  
Pneumatic**




**RCP Series**

**People. Passion. Performance.**

### Two Stage Electric Simplex

Model	hp	Tank gal	Electrics Voltage/Phase	cfm @ displ.	cfm @ 100 psi	Recom. Dryer	Weight (lb)	L (in)	W (in)	H (in)
RCP-561VNS	5	60V	208-230/1	18.6	15.3	CPXHT-25	300	29	20	68
RCP-581VNS	5	80V	208-230/1	18.6	15.3	CPXHT-25	382	39	24	73
RCP-381VS	5	80V	208-230/1	22.4	18.5	CPXHT-25	457	39	24	77
RCP-381HS	5	80H	208-230/1	22.4	18.5	CPXHT-25	491	71	24	49
RCP-338VS	5	80V	208-230/3	22.4	18.5	CPXHT-25	457	39	24	77
RCP-338VS4	5	80V	460/3	22.4	18.5	CPXHT-25	457	39	24	77
RCP-338HS	5	80H	208-230/3	22.4	18.5	CPXHT-25	471	71	24	49
RCP-338HS4	5	80H	460/3	22.4	18.5	CPXHT-25	471	71	24	49
RCP-581V	5	80V	208-230/1	22.4	18.5	CPXHT-25	467	39	24	77
RCP-581H	5	80H	208-230/1	22.4	18.5	CPXHT-25	501	71	24	49
RCP-583V	5	80V	208-230/3	22.4	18.5	CPXHT-25	453	39	24	77
RCP-583V4	5	80V	460/3	22.4	18.5	CPXHT-25	453	39	24	77
RCP-583H	5	80H	208-230/3	22.4	18.5	CPXHT-25	481	71	24	49
RCP-583H4	5	80H	460/3	22.4	18.5	CPXHT-25	481	71	24	49
RCP-7581VS	7.5	80V	208-230/1	32.5	25.3	CPXHT-25	479	39	24	77
RCP-7581HS	7.5	80H	208-230/1	32.5	25.3	CPXHT-25	538	71	24	49
RCP-7583VS	7.5	80V	208-230/3	32.5	25.3	CPXHT-25	467	39	24	77
RCP-7583VS4	7.5	80V	460/3	32.5	25.3	CPXHT-25	467	39	24	77
RCP-7583HS	7.5	80H	208-230/3	32.5	25.3	CPXHT-25	481	71	24	49
RCP-7583HS4	7.5	80H	460/3	32.5	25.3	CPXHT-25	481	71	24	49
RCP-7581V	7.5	80V	208-230/1	32.5	25.3	CPXHT-25	489	39	24	77
RCP-7581H	7.5	80H	208-230/1	32.5	25.3	CPXHT-25	548	71	24	49
RCP-7583V	7.5	80V	208-230/3	32.5	25.3	CPXHT-25	477	39	24	77
RCP-7583V4	7.5	80V	460/3	32.5	25.3	CPXHT-25	477	39	24	77
RCP-7583H	7.5	80H	208-230/3	32.5	25.3	CPXHT-25	491	71	24	49
RCP-7583H4	7.5	80H	460/3	32.5	25.3	CPXHT-25	491	71	24	49

\* For Reciprocating 10hp Two Stage Electric Simplex Compressors, please refer to the Iron Series Brochure



RCP-7581HS

#### Standard Features:

- Start/stop pressure switch control
- ASME tank and safety valves
- Fully enclosed belt guard
- Magnetic starter
- Manual tank drain
- Discharge valve

#### Premium models include all standard features plus:

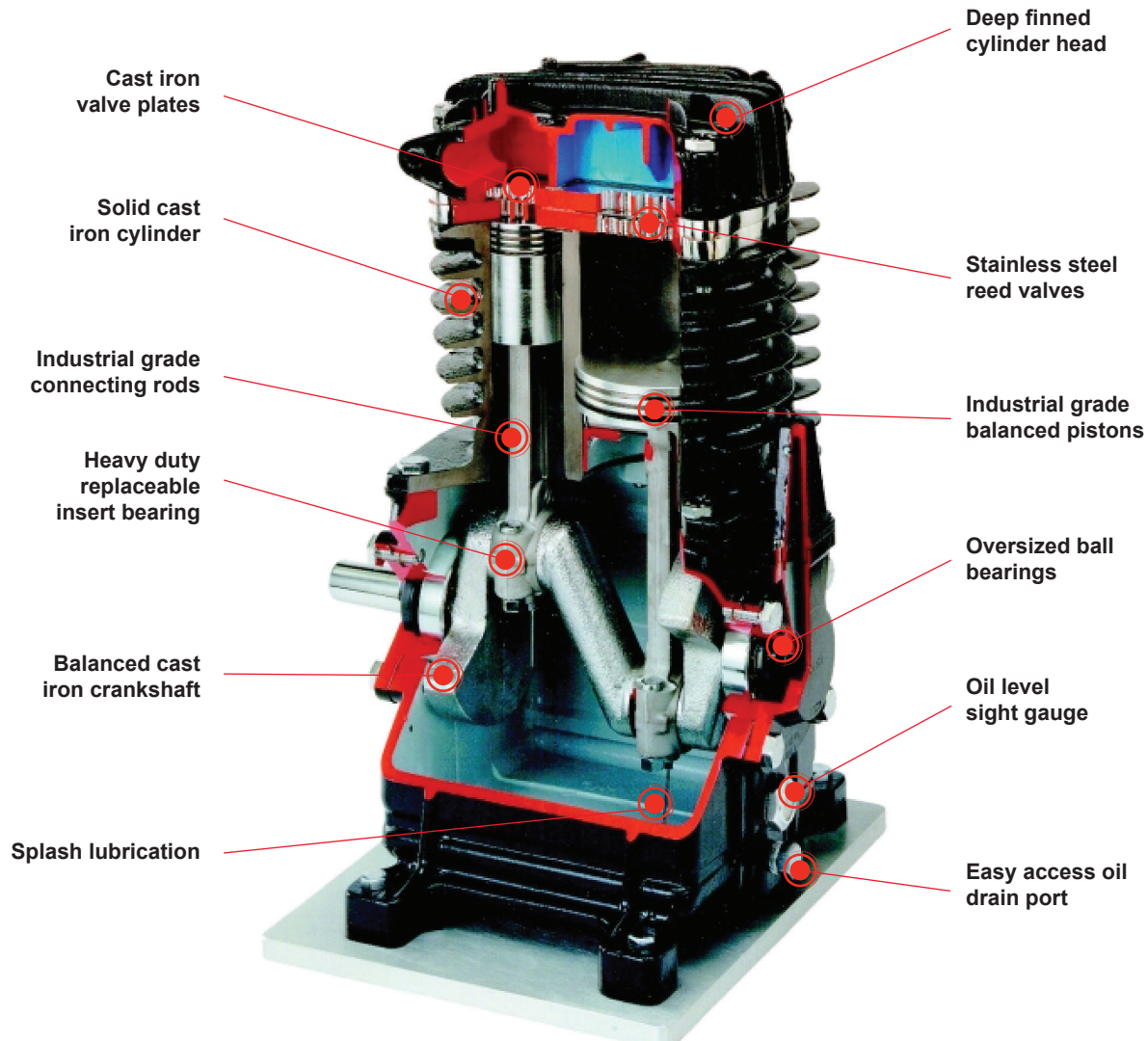
- Low oil level switch
- Auto tank drain
- Triple-pass pump mounted aftercooler (5 and 7.5 HP)



# Time Proven Design

## RCP Series Compressors - Exceptional Strength

With durability, performance, solid cast iron cylinder, crankshaft and valve plates the RCP provides the strength that is required for everyday use. Aluminum head and coolers with deep fins allow for unmatched heat dissipation. Balanced pistons and crankshaft mean smoother and quieter operation. Oversized main bearings and automotive style replaceable insert bearings for a durable compressor pump. All units are 100% tested at full pressure.



## The CP Compressor Guarantee

Chicago Pneumatic (CP) is dedicated to providing high quality, reliable equipment that has stood the test of time as one of the most rugged compressors in the market. Our compressors are 100% factory tested, and we stand behind our products with one of the most competitive warranties in the industry!

- |                              |  |
|------------------------------|--|
| • All rotary screw           | 1 Year with option to extend to 5 Years* |
| • Two-stage reciprocating**  | 2 Years                                  |
| • Single-stage reciprocating | 1 Year                                   |

\*Screw compressors are supported by our CP Secure 1-Year Warranty with the option to extend to a full 5-year warranty (authorized start-up required and regular maintenance with factory authorized fluids and parts).

\*\*Excluding Two-stage Gasoline Drive Contractor Series which are covered for 1 year.

CP compressors are supported by a network of trained service technicians who can provide complete warranty support, spare parts and technical consultation. For more information on our products, please contact your CP territory sales manager or a local authorized CP distributor.



# CPXHT - High Temp Dryers

The CPXHT dryers are a perfect complement to the RCP line of reciprocating air compressors. With a maximum inlet temperature of 180 °F, no aftercooler is required.


Model	50°F PDP cfm @ 100 psig	Use with	Electrics V/Ph/Hz	Heat Exchanger	Max psig	Refrig.	Weight (lb)	L (in)	W (in)	H (in)	Conn. (npt)
CPXHT-25	25	5 & 7.5 hp	115/1/60	SS/Copper	232	R-134a	57	14	15	18	3/4
CPXHT-50	50	10-15 hp	115/1/60	SS/Copper	232	R-404A	108	18	23	31	1"
CPXHT-75	75	20 hp	115/1/60	SS/Copper	232	R-404A	168	18	23	31	3/4"
CPXHT-100	100	25 hp	115/1/60	SS/Copper	232	R-404A	231	18	23	41	3/4"
CPXHT-125	125	30 hp	115/1/60	SS/Copper	232	R-404A	236	18	23	41	3/4"

Maximum Ambient 113 °F  
 Minimum Ambient 41 °F  
 Dew Point Temp 50 °F ± 2 °F  
 Maximum Inlet Temp 180 °F

The CPXHT dryers are easy to install and have a compact design. Supplied with 115 Volt power means no special wiring is required and the space saving design incorporates refrigerated air dryer, moisture separator, and electronic water drain.

### Standard Features:

- Equipped with stainless steel/copper heat exchanger
- Eliminates water, oil and dirt from air systems
- Prevents damage to tools and cylinders, adding to their longevity
- Fewer finished product defects
- Prevents "fisheye" paint splashes
- Reduces operational downtime
- Increases profitability and productivity
- Eliminates air line purging
- Compact design for small footprint
- Quality components for efficient cooling
- Internal layout and enclosure allow for quiet operation



Magnetic Motor Starters		
Model	hp	Voltage/Phase
Starter	5	230V/1~
Starter	7.5	230V/1~
Starter	7.5	230V/3~
Starter	7.5	460V/3~
Starter	7.5	230V/3~
Starter	10	230V/3~
Starter	10	460V/3~
Starter	10	575V/3~
Starter	15	575V/3~

Starters come fully wired with contractors for immediate installation



Skid weights may vary. Additional charge for lift gate truck is required.

### Single Stage Electric Simplex

Model	hp	Tank gal.	Electrics Voltage/Phase	cfm @ displ.	cfm @ 100 psi	Mag. Starter	Weight (lb)	L (in)	W (in)	H (in)
RCP-220P	2	20P	115/230/1	11.9	7.1	n/a	155	35	20	32
RCP-224VP	2	24VP	120/230/1	11.9	7.4	n/a	148	26	26	51
RCP-3561V	3.5	60V	208-230/1	16.8	12.4	n/a	261	30	22	68



RCP-224VP

#### Standard Features:

- Start/stop pressure switch control
- ASME safety valves on tank and pump
- Fully enclosed belt guard
- Tank drain and discharge valve

### Two Stage Electric Duplex

Model	hp	Motor Config.	Electrics Voltage/Phase	cfm @ displ.	cfm @ 100 psi	Tank gal	Weight (lb)	L (in)	W (in)	H (in)
RCP-10121D	10	2 x 5 HP	208-230/1	44.9	37.0	120H	778	77	27	56
RCP-10123D	10	2 x 5 HP	208-230/3	44.9	37.0	120H	778	77	27	56
RCP-10123D4	10	2 x 5 HP	460/3	44.9	37.0	120H	778	77	27	56
RCP-15121D	15	2 x 7.5 HP	208-230/1	65.0	50.5	120H	886	77	27	56
RCP-15123D	15	2 x 7.5 HP	208-230/3	65.0	50.5	120H	886	77	27	56
RCP-15123D4	15	2 x 7.5 HP	460/3	65.0	50.5	120H	886	77	27	56
RCP-15201D	15	2 x 7.5 HP	208-230/1	65.0	50.5	200H	1137	86	32	62
RCP-15203D	15	2 x 7.5 HP	208-230/3	65.0	50.5	200H	1053	86	32	62
RCP-15203D4	15	2 x 7.5 HP	460/3	65.0	50.5	200H	1053	86	32	62

\* For Reciprocating 20 hp Two Stage Electric Duplex Compressors, please refer to the Iron Series Brochure

#### Standard Features:

- Alternator
- Magnetic motor starter
- Start/stop dual pressure switch control
- 1" tank discharge valve
- Fully enclosed belt guard
- ASME safety valves on tank and pump
- Chicago Pneumatic duplex package showing the multiple pumps and motors which ensure back-up operation




RCP-10123D

### Two Stage Gasoline Drive

Model	hp	Engine	Electric and Recoil Start	cfm @ displ.	cfm @ 100 psi	Tank gal	Weight (lb)	L (in)	W (in)	H (in)
RCP-930G	9	Robin	Standard	19.1	16.0	30H	328	45	19	38
RCP-1030G	10	Intek	Standard	19.1	16.0	30H	328	45	19	38
RCP-1130G	11	Honda	Standard	22.4	18.5	30H	358	45	19	45
RCP-1330G	13	Honda	Standard	32.5	25.3	30H	378	45	19	45
RCP-1430GK	14	Kohler	Standard	22.4	18.5	30H	369	45	19	45
RCP-1430G	14	Kohler	Standard	32.5	25.3	30H	369	45	19	45

#### Standard Features:

- 12 Volt electric start and recoil start
- 12 Volt alternator (Honda and Kohler Models)
- Start key / panel
- Oil monitor
- Engine slowdown (pilot valve)
- Fully enclosed belt guard
- EZ pull tank drain
- ASME tank and safety valves
- 3/4" tank discharge valve



RCP-1330G

### Single Stage Electric Contractor Series

Model	hp	Amps	Electrics Voltage/Phase	cfm @ displ.	cfm @ 100 psi	Tank gal	Weight (lb)	L (in)	W (in)	H (in)
RCP-2030	2	19/9.5	115/230/1	8.7	6.5	2 x 4	130	46	23	26

#### Standard Features:

- Start/stop pressure switch control
- Fully enclosed belt guard
- Tank drains and safety valves on each tank



RCP-2030



### Single Stage Gasoline Drive Contractor Series

Model	hp	Engine	Starter	cfm @ displ.	cfm @ 100 psi	Tank gal	Weight (lb)	L (in)	W (in)	H (in)
RCP-508H	5.5	Honda	Recoil	18.4	12.4	2 x 4	143	46	23	26
RCP-6030	6	Robin	Recoil	18.4	12.4	2 x 4	221	46	23	26

### Two Stage Gasoline Drive Contractor Series

Model	hp	Engine	Starter	cfm @ displ.	cfm @ 100 psi	Tank gal	Weight (lb)	L (in)	W (in)	H (in)
RCP-908R	9	Robin	Recoil	22.4	18.6	2 x 5	316	50	29	37
RCP-908H	9	Honda	Recoil	22.4	18.6	2 x 5	316	50	29	37
RCP-128-I	14	Kohler	Elec & Recoil	22.4	25.3	2 x 5	345	50	29	37

#### Standard Features:

- Engine slowdown (pilot valve)
- Engine oil protection
- Fully enclosed belt guard tank drains and discharge valve
- ASME safety valves on tank and pump



RCP-908H

## Quiet Performance Series

Model	RCP-581VQP	RCP-583VQP	RCP-7581VQP	RCP-7583VQP
hp	5	5	7.5	7.5
acfm @ 100 psig	18.5	18.5	25.3	25.3
acfm @ 175 psig	16.6	16.6	22.3	22.3
Max Pressure	175	175	175	175
Voltage/Phase	208-230/1	208-230/3	208-230/1	208-230/3
Sound Level (dBA)	66	66	69	69
Shipping Weight (lb)	527	513	549	537
L x W x H (in)	38.2 x 24.3 x 80	38.2 x 24.3 x 80	38.2 x 24.3 x 80	38.2 x 24.3 x 80

#### Standard Features:

- Low sound enclosure
- Low oil level protection
- Automatic tank drain
- Magnetic starter
- Cast iron cylinder
- 80 gallon vertical ASME/CRN tank
- 100% factory tested at full pressure
- High temperature shut down



RCP-7581VQP



## Over 100 years of experience

Since 1901 the Chicago Pneumatic name has represented high-performance tools and equipment designed for an extensive range of applications. Today, Chicago Pneumatic has a global reach, with local customer centers around the world. Chicago Pneumatic products are tailored to the needs of the industrial, vehicle service, and construction markets. Every day we develop and manufacture new products that are meant to meet your demands not only today, but tomorrow as well.

To learn more about our extensive range of tools, hydraulic attachments, industrial and portable compressors, accessories and workshop equipment, please visit [www.cp.com](http://www.cp.com).

CP compressors are supported by a network of trained service technicians who can provide complete warranty support, spare parts and technical consultation. For more information on our products, please contact your CP territory sales manager or a local authorized CP distributor.




## Care. Trust. Efficiency.

**Care.** Care is what service is all about: professional service by knowledgeable people, using high-quality Original parts.

**Trust.** Trust is earned by delivering on our promises of reliable, uninterrupted performance and long equipment lifetime.

**Efficiency.** Equipment efficiency is ensured by regular maintenance. Efficiency of the service organization is how Original Parts and Service make the difference.

DISTRIBUTED BY



The Compressed Air and Gas Institute, CAGI, is an organization dedicated to improving the compressed air industry through established standards. As a proud member of CAGI, CP Compressors publishes all technical data in accordance with CAGI/PNEUROP PN2CPTC2 guidelines and voluntarily allows products to be selected for participation in CAGI's Performance Verification Program. With CP Compressors, our customers know they are receiving the excellent performance that we publish.



CP Compressors  
1800 Overview Drive  
Rock Hill, SC 29730  
1-877-861-CPAC (2722)

CP Compressors Canada  
2900 Argentia Rd. Unit 13  
Mississauga, Ontario L5N 7X9  
1-800-513-3782